

Asian markets were mixed but broadly rose on Thursday, supported by a rally in Chinese stocks after talk of possible government support for Chinese technology companies, as well as hopes for more infrastructure spending underpinning industrial resources. Japanese stocks fell, in part because of a decline in core machinery orders, whilst shares in Mazda, Suzuki and Yamaha fell on news they conducted improper fuel economy and emissions tests on their vehicles. The Singapore market was closed for National Day.

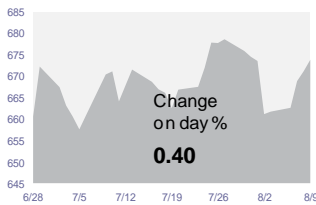
European equities were mixed but ended lower on Thursday, driven by worries over China-US trade tensions as China announced tariffs on \$16 billion of US goods. Sentiment was further dented by the news of new US sanctions against Russia. A strong batch of earnings among consumer discretionary stocks supported the market, however, with German sportswear firm Adidas rising over 9 per cent after reporting a better than expected second quarter, and Cineworld up over 10 per cent on a rise in half year revenue.

US equities were mixed but ended lower on Thursday, as renewed trade concerns – with the largest losses in energy and industrial shares – offset gains in Apple and Amazon. Tesla's shares also fell, fueled by a recent tweet by its CEO on plans to take the company private. Sentiment was supported by positive labour market data, however, with the number of Americans filing for unemployment benefits falling, despite the ongoing global trade tensions.

US Treasury yields edged down on Thursday, with the benchmark 10-year yield declining to 2.93% amid some safe haven buying as geopolitical tensions rose.

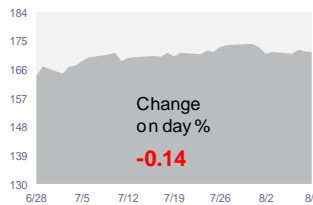
Crude oil futures declined on Thursday as the outlook for demand was clouded by the escalating China-US trade dispute.

Asia (ex Japan) Equity



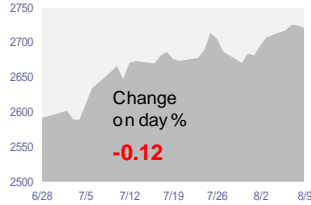
Data as of

Europe (ex UK) Equity

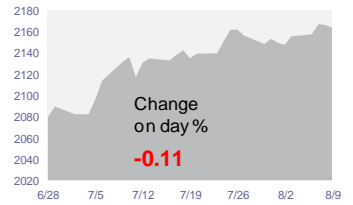


August 9, 2018

US Equity



World Equity



US Indexes	Last	% Chg	%YTD Chg
Dow Jones Industrial Average	25,509.23	-0.29	3.20
Nasdaq Composite	7,891.78	0.04	14.32
S&P 500	2,853.58	-0.14	6.73
S&P 500 Volatility (Vix)	11.27	3.87	2.08
MSCI US	2,720.87	-0.12	6.93

Europe Indexes	Last	% Chg	%YTD Chg
Euro Stoxx 50	3,494.13	0.02	-0.28
FTSE 100 (UK)	7,741.77	-0.45	0.70
DAX (Germany)	12,676.11	0.34	-1.87
CAC-40 (France)	5,502.25	0.01	3.57
FTSE MIB Index (Italy)	21,634.25	-0.72	-1.00
Ibex35 (Spain)	9,754.60	0.08	-2.88
MSCI Europe ex UK	171.55	-0.14	0.36

Asia Indexes	Last	% Chg	%YTD Chg
S&P/ASX (Australia)	6,297.65	0.47	6.82
NZX 50 Index (New Zealand)	8,940.19	0.77	6.46
Hang Seng (Hong Kong)	28,607.30	0.88	-4.38
Hang Seng China Enterprise Index	11,019.93	1.09	-5.89
Jakarta Composite Index (Jakarta)	6,065.26	-0.49	-4.57
KLCI (Malaysia)	1,804.95	0.01	0.45
KOSPI (Korea)	2,303.71	0.10	-6.27
PSEI (Philippines)	7,820.71	-0.39	-8.62
BSE Sensex 30 (India)	38,024.37	0.36	11.65
SET (Thailand)	1,722.48	0.05	-1.78
Shanghai SE Composite (Shanghai)	2,794.38	1.83	-15.51
Shanghai Shenzhen CSI 300 Index (A-shares)	3,397.53	2.50	-15.71
MSCI China Index (H-shares)^	83.70	1.00	-6.32
Straits Times Index (Singapore)	Holiday	Holiday	-2.24
Topix (Japan)	1,740.16	-0.26	-3.14
Nikkei 225 (Tokyo)	22,598.39	-0.20	0.27
Taiwan Taiex Index (Taiwan)	11,028.07	-0.43	3.62
Ho Chi Minh Stock Index	963.50	-0.29	-2.11
MSCI Asia ex Japan	673.82	0.40	-5.55

World Index	Last	% Chg	%YTD Chg
MSCI World Index	2163.69	-0.11	2.86

Others	Last	% Chg	%YTD Chg
Bovespa (Brazil)	78,767.99	-0.48	3.10
Mexbol (Mexico)	49,244.40	-1.30	-0.22
MSCI Latin America	2,652.23	(1.90)	-6.22
MSCI Emerging Markets	1,078.67	(0.10)	-6.89

Government Bonds -	Last	Net Chg	Net YTD Chg
10 Yr Benchmark (Yield/bid)			
US Generic Govt 10-year	2.93	-0.03	0.52
UK Govt 10-year Note Generic	1.30	-0.02	0.11
German Govt Bonds 10-year	0.38	-0.02	-0.05
Italy Govt Bonds 10-year	2.90	-0.02	0.88
Japan Govt Bonds 10-year	0.12	0.00	0.06
Singapore Govt Bonds 10-year	Holiday	Holiday	0.45

Bond Indexes	Last	% Chg	%YTD Chg
Citigroup World Govt Bond	Holiday	Holiday	-0.45
JP Morgan Asian Credit +	211.04	0.08	-1.71
JP Morgan EMBI Eurobonds +	651.58	-0.17	-4.05
Citigroup US HY Market	1,011.43	0.00	1.82
JP Morgan Asian HY Corp +	279.58	0.11	-2.74

Interest rate	Last	Net Chg	Net YTD Chg
LIBOR USD 3-month #	Holiday	Holiday	0.65

Commodities +	Last	% Chg	%YTD Chg
Oil (Light Crude)	66.81	-0.19	10.49
Gold	1,211.90	-0.06	-7.44

Currencies (Base Currency: 1 USD)	Last	% Chg	%YTD Chg
Euro	0.86	-0.01	-3.82
Yen	111.12	-0.06	1.34
Pound	0.78	0.19	-4.96
AUD	1.35	0.18	-5.73
SGD	1.36	0.09	-2.32

Source: Eastspring Investments (Singapore) Limited., MSCI from Bloomberg in USD terms. ^MSCI China Index (H-shares): HKD. All data extracted from Bloomberg are in local currency terms except those denoted by "+", which are in USD terms. % Chg and net change refers to the change compared to previous trading day. YTD stands for year to date. # Libor rates come from British Bankers Association. NA represents not available.

For more information contact: content@eastspring.com | T: +65 6349 9100

DISCLAIMER

This document is produced by Eastspring Investments (Singapore) Limited and issued in:

- **Singapore and Australia (for wholesale clients only)** by Eastspring Investments (Singapore) Limited (UEN: 199407631H), which is incorporated in Singapore, is exempt from the requirement to hold an Australian financial services licence and is licensed and regulated by the Monetary Authority of Singapore under Singapore laws which differ from Australian laws.
- **Hong Kong** by Eastspring Investments (Hong Kong) Limited and has not been reviewed by the Securities and Futures Commission of Hong Kong.
- **Indonesia** by PT Eastspring Investments Indonesia, an investment manager that is licensed, registered and supervised by the Indonesia Financial Services Authority (OJK).
- **Malaysia** by Eastspring Investments Berhad (531241-U).
- **United States of America (for institutional clients only)** by Eastspring Investments (Singapore) Limited (UEN: 199407631H), which is incorporated in Singapore and is registered with the U.S Securities and Exchange Commission as a registered investment adviser.
- **European Economic Area (for professional clients only) and Switzerland (for qualified investors only)** by Eastspring Investments (Luxembourg) S.A., 26, Boulevard Royal, 2449 Luxembourg, Grand-Duchy of Luxembourg, registered with the Registre de Commerce et des Sociétés (Luxembourg), Register No B 173737.
- **United Kingdom (for professional clients only)** by Eastspring Investments (Luxembourg) S.A. - UK Branch, 125 Old Broad Street, London EC2N 1AR.
- **Chile (for institutional clients only)** by Eastspring Investments (Singapore) Limited (UEN: 199407631H), which is incorporated in Singapore and is licensed and regulated by the Monetary Authority of Singapore under Singapore laws which differ from Chilean laws.

The afore-mentioned entities are hereinafter collectively referred to as **Eastspring Investments**.

The views and opinions contained herein may not necessarily represent views expressed or reflected in other Eastspring Investments' communications. This document is solely for information purposes and does not have any regard to the specific investment objective, financial situation and/or particular needs of any specific persons who may receive this document. This document is not intended as an offer, a solicitation of offer or a recommendation, to deal in shares of securities or any financial instruments. It may not be published, circulated, reproduced or distributed without the prior written consent of Eastspring Investments. Reliance upon information in this posting is at the sole discretion of the reader. Please consult your own professional adviser before investing.

Investment involves risk. Past performance and the predictions, projections, or forecasts on the economy, securities markets or the economic trends of the markets are not necessarily indicative of the future or likely performance of Eastspring Investments or any of the funds managed by Eastspring Investments.

Information herein is believed to be reliable at time of publication. Data from third party sources may have been used in the preparation of this material and Eastspring Investments has not independently verified, validated or audited such data. Where lawfully permitted, Eastspring Investments does not warrant its completeness or accuracy and is not responsible for error of facts or opinion nor shall be liable for damages arising out of any person's reliance upon this information. Any opinion or estimate contained in this document may subject to change without notice.

Eastspring Investments (excluding JV companies) companies are ultimately wholly-owned/indirect subsidiaries/associate of Prudential plc of the United Kingdom. Eastspring Investments companies (including JV's) and Prudential plc are not affiliated in any manner with Prudential Financial, Inc., a company whose principal place of business is in the United States of America.

For more information contact: content@eastspring.com | T: +65 6349 9100